


IMPORTANT!
You must enter your secret code before disarming the system to the Off or Chime Mode. To select Home, Away or Test Mode, enter your secret code and press the desired mode button. Alternately, you can "Quick Arm" to Chime, Home or Away Mode by holding the mode key down for two seconds.




FOR COMPLETE INSTRUCTIONS, SEE THE OWNER'S MANUAL



24-HOUR PROTECTION

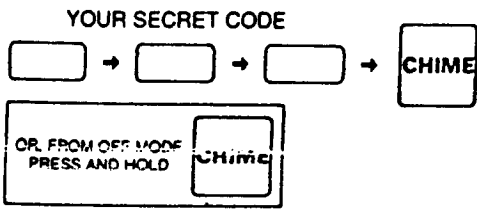
The EMERGENCY buttons on the Console and the wireless keypad are always active. Press and hold the EMERGENCY key for three seconds to sound the emergency siren. Disarm the Console to the Off or Chime Mode to stop the siren.

Off Mode




- ✓ Switch to Off Mode by entering your secret code and pressing [OFF].
- ✓ Switching to Off Mode stops the alarm siren.
- ✓ Switching to Off Mode disarms system.
- ✓ The [EMERGENCY] button is still active in the Off Mode.
- ✓ If an alarm has occurred, multiple beeps will sound after disarming and the sensor light for the sensor(s) that caused the alarm will flash.

Chime Mode




- ✓ Switch to Chime Mode by entering your secret code and pressing [CHIME].
- ✓ Switching to Chime Mode stops the alarm siren.
- ✓ Switching to Chime Mode disarms system.
- ✓ The [EMERGENCY] button is still active in the Chime Mode
- ✓ If an alarm has occurred, multiple beeps will sound after disarming and the sensor light for the sensor(s) that caused the alarm will flash.
- ✓ Opening any protected door or window causes the Console to sound a "ding-dong"

Home Mode




- ✓ Switch to Home Mode by entering your secret code and pressing [HOME].
- ✓ Home Mode causes an Instant alarm when any perimeter sensor switched to INSTANT is triggered.
- ✓ Home Mode causes a delayed alarm when any perimeter sensor switched to DELAYED is triggered.
- ✓ Alarm siren stops automatically after five minutes and the system will remain armed.
- ✓ Home Mode ignores all interior sensors (optional interior motion detectors).

Away Mode



- ✓ Switch to Away Mode by entering your secret code and pressing [AWAY].
- ✓ Away Mode causes an Instant alarm when any perimeter sensor switched to INSTANT is triggered.
- ✓ Away Mode causes a delayed alarm when any perimeter sensor switched to DELAYED is triggered.
- ✓ Away Mode causes an Instant alarm when any interior sensors (optional interior motion detectors) are triggered. The interior sensors will be delayed if a perimeter delayed sensor is triggered first.
- ✓ Alarm siren stops automatically after five minutes and the system will remain armed.

Test Mode



- ✓ When the TEST SENSORS light comes on, test each sensor in Test Mode.
- ✓ From Off Mode, switch to Test Mode by entering your secret code and pressing [TEST]. (Test Mode can only be entered from Off Mode).
- ✓ Hold down the [TEST] button to test all of the Console's lights.
- ✓ The sensor status light will flash for each sensor programmed into the Console.
- ✓ Go to each sensor and press its test button or open and close the protected opening.
- ✓ As each sensor is tested, the Console will beep and sensor status light for the sensor will stop flashing and return to showing the current status of the sensor.
- ✓ Continue testing until there are no flashing status lights.
- ✓ If the Console is left unattended in Test Mode, it will automatically switch back to Off Mode after 30 minutes.

